

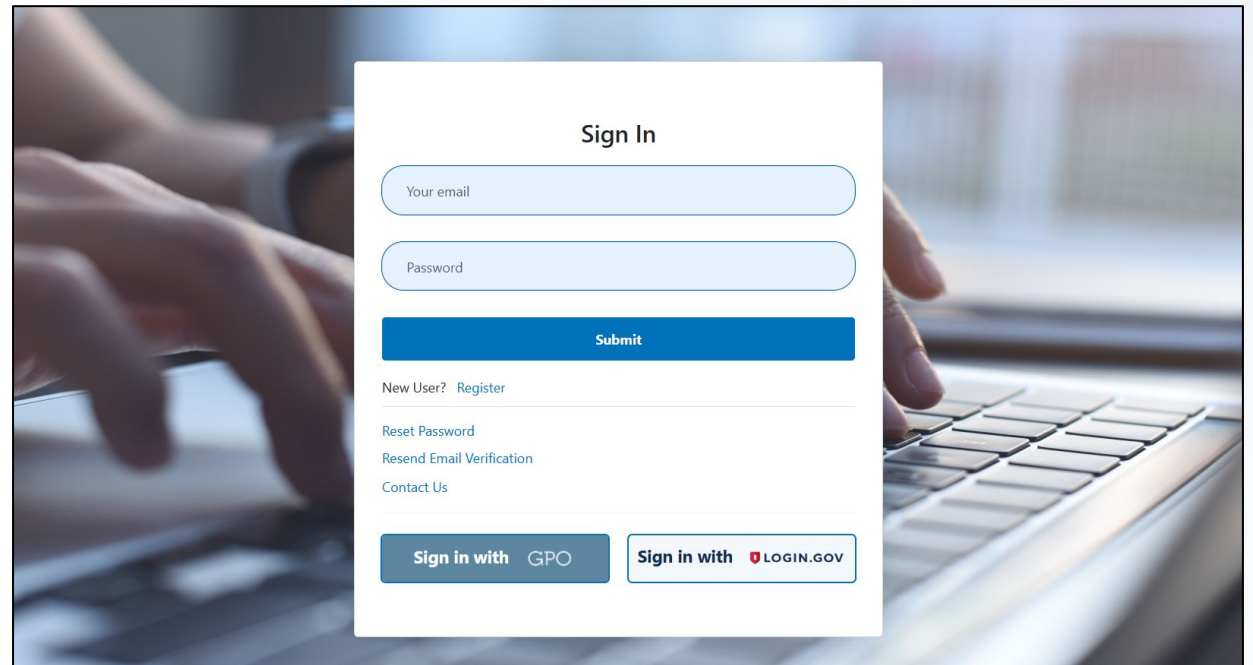
Applications Dashboard

1. Authenticate Your Profile

Access the Dashboard

Before viewing your active applications, you must log into the Identity Management Service with your verified credentials.

- Click the **Login** button on the portal.
- 👤 Enter your registered Email and Password.
- ✓ Press **Submit** to sign in.



Sign In

Your email

Password

Submit

New User? Register

Reset Password

Resend Email Verification

Contact Us



Sign in with GPO

Sign in with LOGIN.GOV

2. Navigate to Applications

Locate the Applications Tab

Once you are logged into the dashboard, find the primary navigation menu at the top of the page.

-  Look for the **Applications** tab.
-  This page will show you a list of applications you are logged into

